

PERC**MAX**

BIFACIAL

HIGH PERFORMANCE
BIFACIAL MONOCRYSTALLINE
P.E.R.C MODULE

120


TM - 445/465M-120BI

120 CELL
Mono PERC Module









445 - 465Wp
Power Output Range

1500VDC
Maximum System Voltage

21.46%
Maximum Efficiency



KEY SALIENT FEATURES

-  Industry leading lowest thermal co-efficient of power
-  Industry leading 15 years product warranty
-  Excellent low irradiance performance
-  Excellent PID resistance
-  Positive power tolerance of 0~+3%
-  Fully automated production at all stages
-  Fully Reduced power loss by minimizing the effect of shadow shading (9 - 18 Busbar)
-  European Warranty & After - Sales Service



TAMESOL BUILDING A GREEN FUTURE S.L

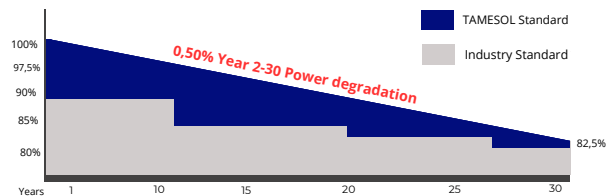
TAMESOL is a global provider of high-efficiency PV panels with a 10GW annual production capacity and a 100% automated production line, innovating state-of-the-art products for over 15 years. Our panels have been installed in more than 50 countries, with over 20 million panels already connected to the grid.

Tel : +34 872 222 388

E - mail: info@tamesol.com Website: www.tamesol.com

LINEAR PERFORMANCE WARRANTY

15 year Product Warranty / 30-Year Linear Power Warranty



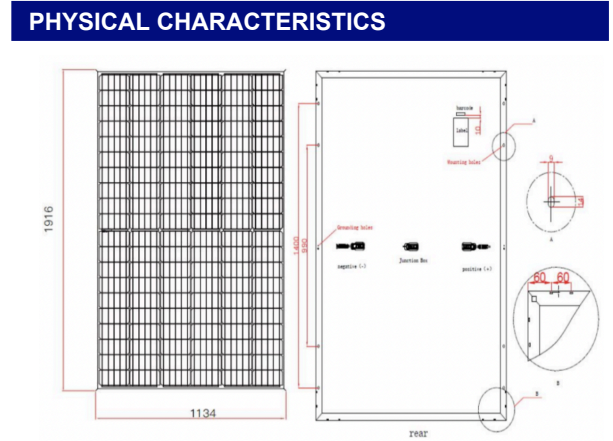
TAMESOL 15
YEARS

Since 2007, building a green future

21,46% MAX MODULE EFFICIENCY	0 - 3% POWER TOLERANCE	2,0% FIRST YEAR POWER DEGRADATION	0,50% YEAR 2-30 POWER DEGRADATION	PERC CELL Lower operating temperature
--	----------------------------------	---	---	---

ELECTRICAL CHARACTERISTICS										
	STC: AM1.5 1.000W/m2				NOTC: AM1.5 800W/m2 20° 1 m/s Test uncertainty for Pmax +3%					
Module type	TM - 445M-120BI		TM - 450M-120BI		TM - 455M-120BI		TM - 460M-120BI		TM - 465M-120BI	
Testing condition	STC	NOTC	STC	NOTC	STC	NOTC	STC	NOTC	STC	NOTC
Maximum Power (Pmax/w)	445	328	450	331	455	335	460	339	465	343
Open Circuit Voltage (Voc/V)	41.75	38,48	41.4	38,68	41,60	38,88	41,80	39,08	42,00	39,28
Short Circuit Current (Isc/A)	11.31	10.73	13.68	10,78	13,73	10,83	13,78	10,88	13,83	10,93
Voltage at Maximum Power (Vmp/V)	41.75	32.14	34.60	32,34	34,80	32,50	35.0	32.74	35.4	32.94
Current at maximum Power (Imp/A)	10.66	10,21	12.96	10,24	13,02	10,30	13,08	10,35	13,14	10,40
Module Efficiency (%)	20,50%		20,79%		21,02%		21,25%		21,46%	

MECHANICAL PARAMETERS	
Cell Orientation	single crystal PERC182x91mm (120 pieces)
Junction Box	IP68, three diodes
Output Cable	1100 (can be customized)
Glass	3.2mm tempered coated glass, low iron
Frame	Anodized aluminum alloy frame
Weight	23kg
Dimensión	1916*1134*30mm
Packaging	36 pcs*pallet /792pcs*40HQ



OPERATING PARAMETERS	
Operational Temperature	-40°C - +85°C
Power Output Tolerance	(0, +3%)
Voc and Isc Tolerance	±3%
Maximum System Voltage	1500V DC
Maximum Series Fuse Rating	20 A
Nominal Operating Cell Temperature	45±2°C
Protection Glass	Class II
Fire Rating	Class C
Bifacial- Factor	70%±5%

MECHANICAL LOADING	
Front Side Maximum Static Loading	5400 PA
Rear Side Maximum Static Loading	2400 PA
Hailstone Test	Diameter 25mm, impact speed 23m/s

TEMPERATURA RATINGS (STC)	
Temperature Coefficient of Isc	+0.05%/°C
Temperature Coefficient of Voc	-0.28%/°C
Temperature Coefficient of Pmax	-0.36%/°C

PACKING MANNER	
Container	40ft(HQ)
Number of modules per container	792
Number of modules per pallet	36
Number of pallets per container	22

TAMESOL Authorized Solar Dealer

Note: The specifications are obtained under the Standard Test Conditions (STCs): 1000 W/m2 solar irradiance, 1.5 Air Mass, and cell temperature of 25°C. The NOCT is obtained under the Test Conditions: 800 W/m2, 20°C ambient temperature, 1m/s wind speed, AM 1.5 spectrum. Please contact info@tamesol.com for technical support. The actual transactions will be subject to the contracts. This parameter is for reference only and it is not a part of the contracts. The specifications are subject to change without prior notice.